



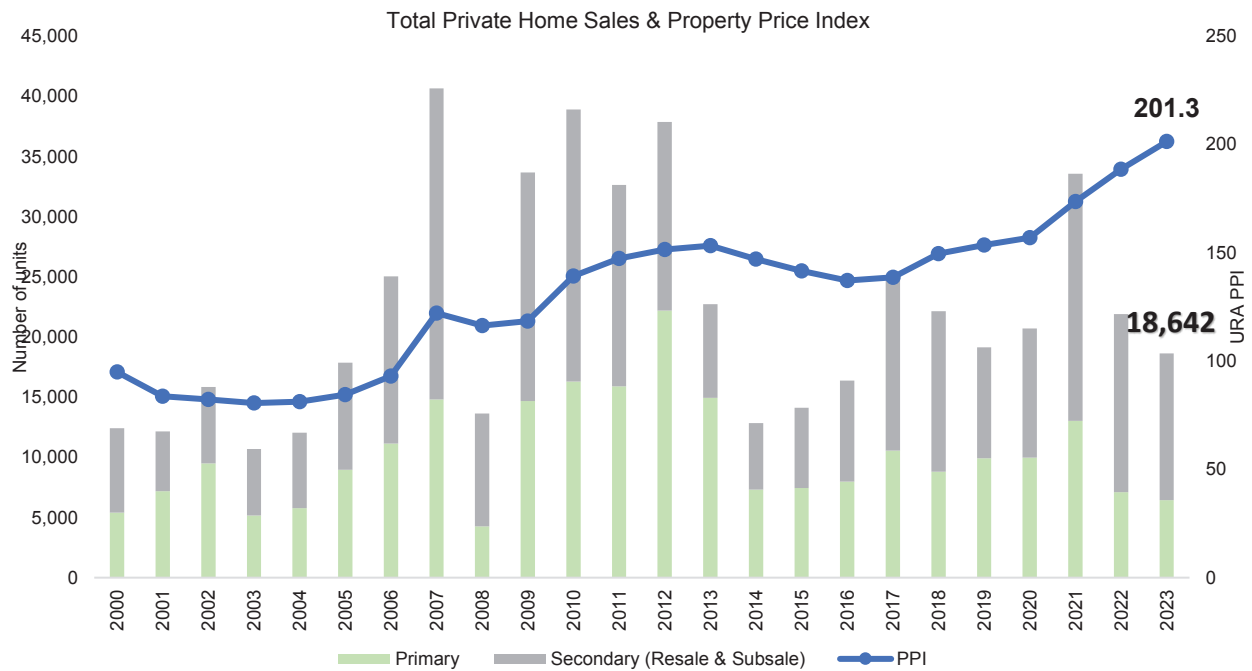
PROP NEX RESEARCH
Q4 2023

RESIDENTIAL
PROPERTY REPORT



DOMINIC LEE
CEA No. : R010497G

PROPnex Q4 2023 RESIDENTIAL REPORT ANNEX

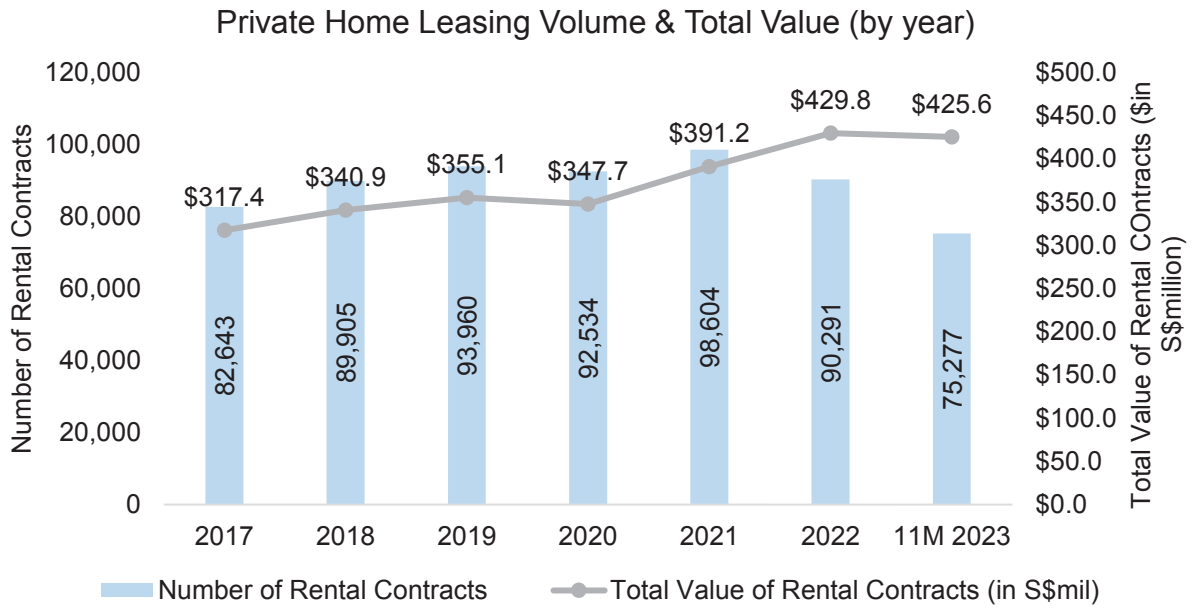


Source: PropNex Research, URA (*Price Index data based on flash estimate released on 2 Jan 2024), URA Realis

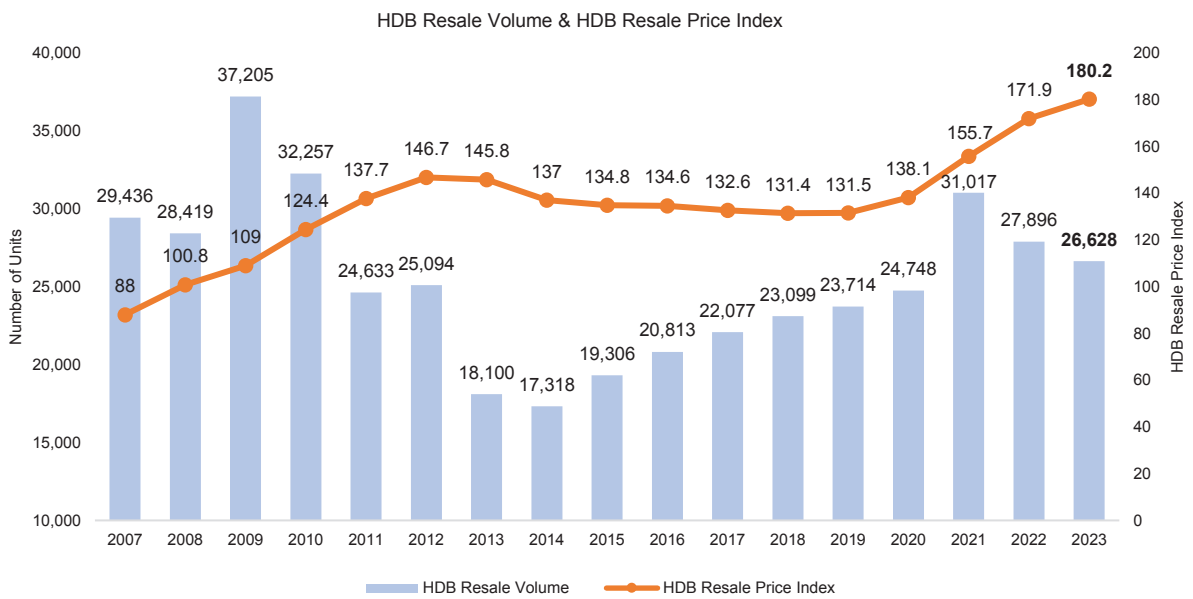
Table 1: Top selling projects in Q4 2023

Project Name	Region	Units Sold in Q4 2023	Average Unit Price (\$PSF) in Q4 2023
J'DEN	OCR	327	\$2,475
HILLOCK GREEN	OCR	132	\$2,123
WATTEN HOUSE	CCR	115	\$3,211
LENTOR HILLS RESIDENCES	OCR	46	\$2,112
THE RESERVE RESIDENCES	RCR	41	\$2,450

Source: PropNex Research, URA Realis



Source: PropNex Research, URA Realis (2023 data up to November 2023 figures)



Source: PropNex Research, HDB, Data.gov.sg (*Price Index data based on flash estimate released on 2 Jan 2024, resale volume figures up to 28 December 2023)



Disclaimer:

While every reasonable care is taken to ensure the accuracy of information printed or presented here, no responsibility can be accepted for any loss or inconvenience caused by any error or omission. The ideas, suggestions, general principles, examples and other information presented here are for reference and educational purposes only.

This information contained herein is not in any way intended to provide investment, regulatory or legal advice or recommendations to buy, sell or lease properties or any form of property investment. PropNex shall have no liability for any loss or expense whatsoever, relating to any decisions made by the audience.

All copyrights reserved.

PropNex
Friends

**SCAN HERE TO KICKSTART
THESE EXCLUSIVE BENEFITS!**

